

# LUMINAIRE PHOTOMETRIC TEST REPORT

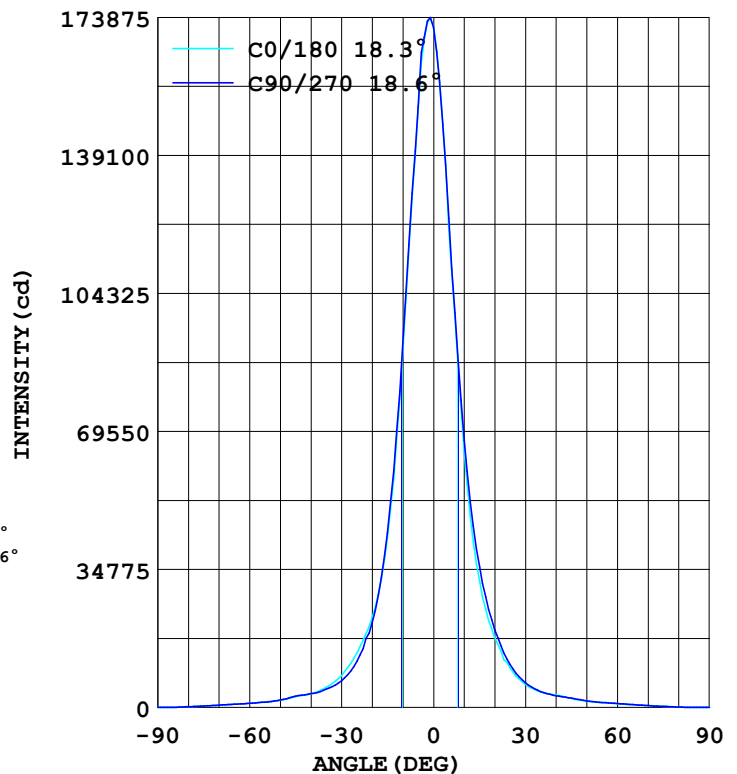
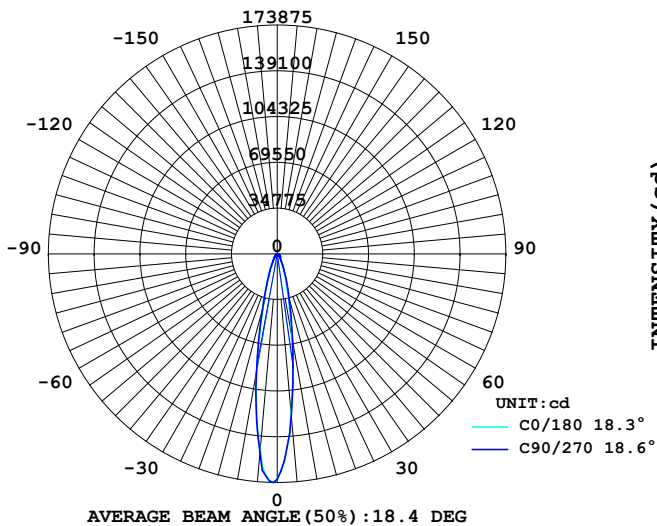
Report number:

MANUFACTURER: ILUMEN GMBH	Address:	
NAME: Klose	TYPE: IL-FL19-N25040-15	WEIGHT:
SPECIFICATION: 2835LED、4000K、15DEG	DIMENSION:	SERIAL No.:

DATA OF LAMP		Imax(cd)	175528	S/MH (C0/180)	0.36
MODEL		EFFICIENCY (%)	100.0	S/MH (C90/270)	0.36
NOMINAL POWER(W)	250	TOTAL FLUX(lm)	34889	Voltage(V)	230.3
RATED VOLTAGE (V)	230	EFFICIENCY (lm/W)	139.6	Current(A)	1.099
NOMINAL FLUX(lm)	34889.0	$\eta$ up (%)	0.0	Power(W)	249.9
LAMPS QUANTITY	1	$\eta$ down (%)	100.0	Power Factor (PF)	0.987
TEST VOLTAGE (V)	230.4	Effective Flux(lm)	34889.1	EEI	0.107

## LUMINOUS INTENSITY DISTRIBUTION

## LUMINOUS INTENSITY DISTRIBUTION



Test System:  
Temperature: 25.3 DEG  
Operators:  
Test Date: 2024.11.19

Test Set: 5.0deg/s C-Gamma (TYPE C)  
Humidity: 65.0%  
Test Distance: 10.000 m  
Remarks:

---

## Color Temperature Data List

Report number:

MANUFACTURER: ILUMEN GMBH	Address:	
NAME: Klose	TYPE: IL-FL19-N25040-15	WEIGHT:
SPECIFICATION: 2835LED、4000K、15DEG	DIMENSION:	SERIAL No.:

---

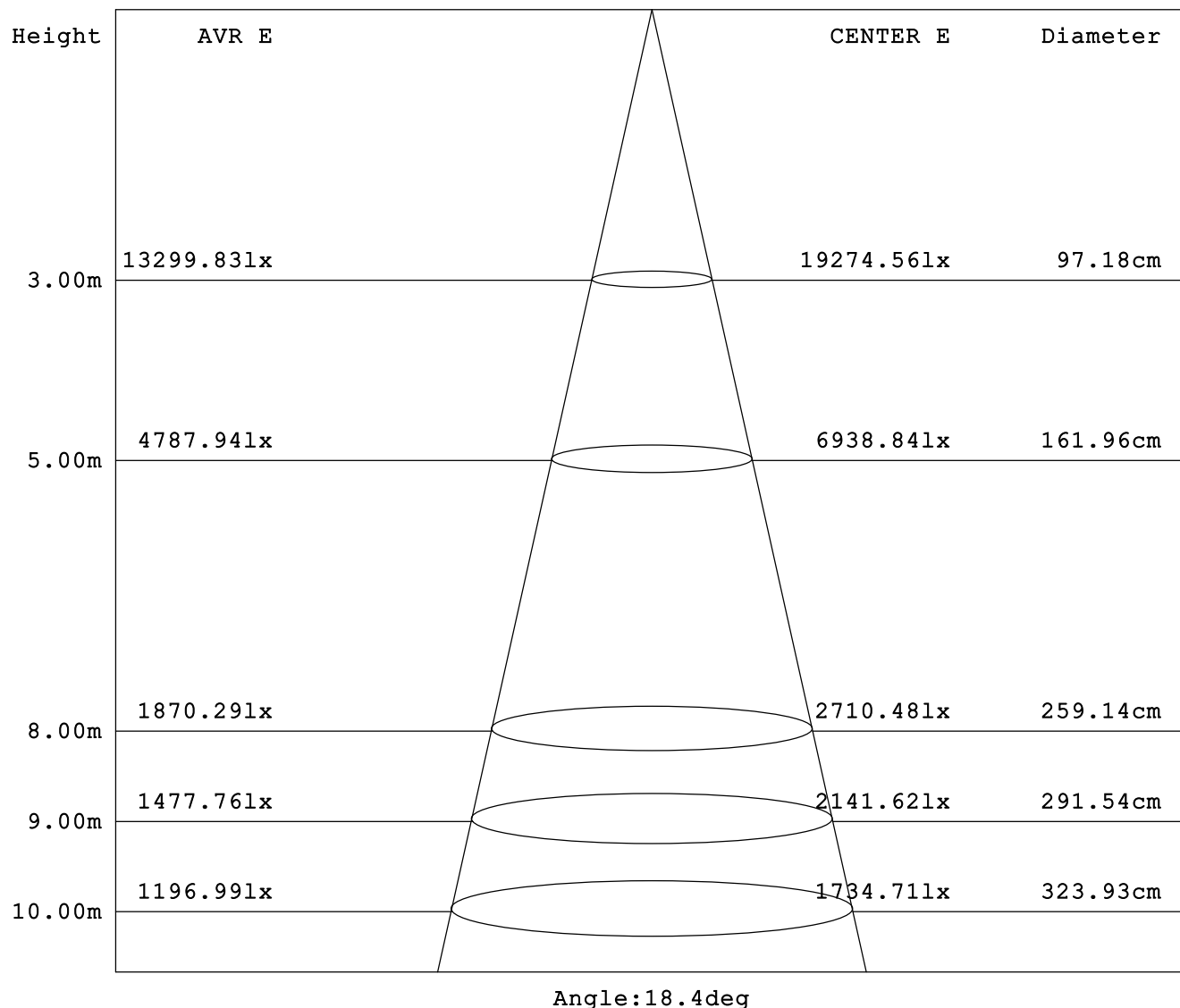
Test System:  
Temperature: 25.3DEG  
Operators:  
Test Date: 2024.11.19

Test Set: 5.0deg/s C-Gamma (TYPE C)  
Humidity: 65.0%  
Test Distance: 10.000 m  
Remarks:

## AVERAGE AND CENTER E Figure

Report number:

MANUFACTURER: ILUMEN GMBH	Address:	
NAME: Klose	TYPE: IL-FL19-N25040-15	WEIGHT:
SPECIFICATION: 2835LED、4000K、15DEG	DIMENSION:	SERIAL No.:



Test System:  
Temperature: 25.3DEG  
Operators:  
Test Date: 2024.11.19

Test Set: 5.0deg/s C-Gamma (TYPE C)  
Humidity: 65.0%  
Test Distance: 10.000 m  
Remarks:

## ZONAL FLUX DIAGRAM

Report number:

MANUFACTURER: ILUMEN GMBH	Address:	
NAME: Klose	TYPE: IL-FL19-N25040-15	WEIGHT:
SPECIFICATION: 2835LED、4000K、15DEG	DIMENSION:	SERIAL No.:

γ	C0	C45	C90	C135	C180	C225	C270	C315	γ	Zone	total
5.0	1506	1564	1512	1429	1201	1209	1232	1282	0- 5	3660	3660
10.0	897.4	953.6	916.9	818.4	645.1	647.6	673.0	707.0	5- 10	7408	11068
15.0	426.6	465.3	440.1	389.9	318.6	331.6	355.3	362.6	10- 15	6511	17579
20.0	227.5	237.6	215.6	195.6	176.6	185.0	196.4	196.9	15- 20	4576	22155
25.0	137.4	121.6	116.8	108.4	99.61	110.8	108.1	112.8	20- 25	3240	25395
30.0	80.59	77.09	67.48	64.43	58.33	68.57	62.33	67.13	25- 30	2253	27648
35.0	51.22	49.23	46.69	43.62	38.99	43.45	40.08	43.15	30- 35	1621	29269
40.0	34.46	34.43	34.76	32.68	31.51	31.02	29.59	29.98	35- 40	1254	30523
45.0	27.27	28.31	28.94	27.97	22.89	23.88	23.58	23.49	40- 45	1074	31597
50.0	18.46	20.34	18.86	19.45	15.93	17.25	16.91	17.34	45- 50	882.4	32479
55.0	13.85	14.46	13.61	14.32	12.24	12.96	12.82	13.20	50- 55	676.9	33156
60.0	10.57	11.54	10.61	10.86	9.491	9.907	9.973	10.23	55- 60	546.0	33702
65.0	8.120	8.790	8.248	8.236	7.072	7.003	7.337	7.535	60- 65	441.1	34143
70.0	5.809	6.177	5.994	6.076	4.815	4.619	4.904	5.099	65- 70	334.3	34478
75.0	3.629	3.913	3.663	3.542	2.880	2.585	2.816	2.958	70- 75	224.6	34702
80.0	1.920	2.048	1.950	1.741	1.074	1.021	1.057	1.247	75- 80	125.2	34828
85.0	0.548	0.702	0.524	0.524	0.329	0.204	0.281	0.267	80- 85	49.81	34878
90.0	0.098	0.134	0.068	0.100	0.095	0.053	0.094	0.051	85- 90	11.42	34889
95.0									90- 95		
100.0									95-100		
105.0									100-105		
110.0									105-110		
115.0									110-115		
120.0									115-120		
125.0									120-125		
130.0									125-130		
135.0									130-135		
140.0									135-140		
145.0									140-145		
150.0									145-150		
155.0									150-155		
160.0									155-160		
165.0									160-165		
170.0									165-170		
175.0									170-175		
180.0									175-180		
DEG	LUMINOUS INTENSITY:×100cd									UNIT:lm	

Test System:  
Temperature:25.3DEG  
Operators:  
Test Date:2024.11.19

Test Set: 5.0deg/s C-Gamma (TYPE C)  
Humidity:65.0%  
Test Distance:10.000 m  
Remarks:

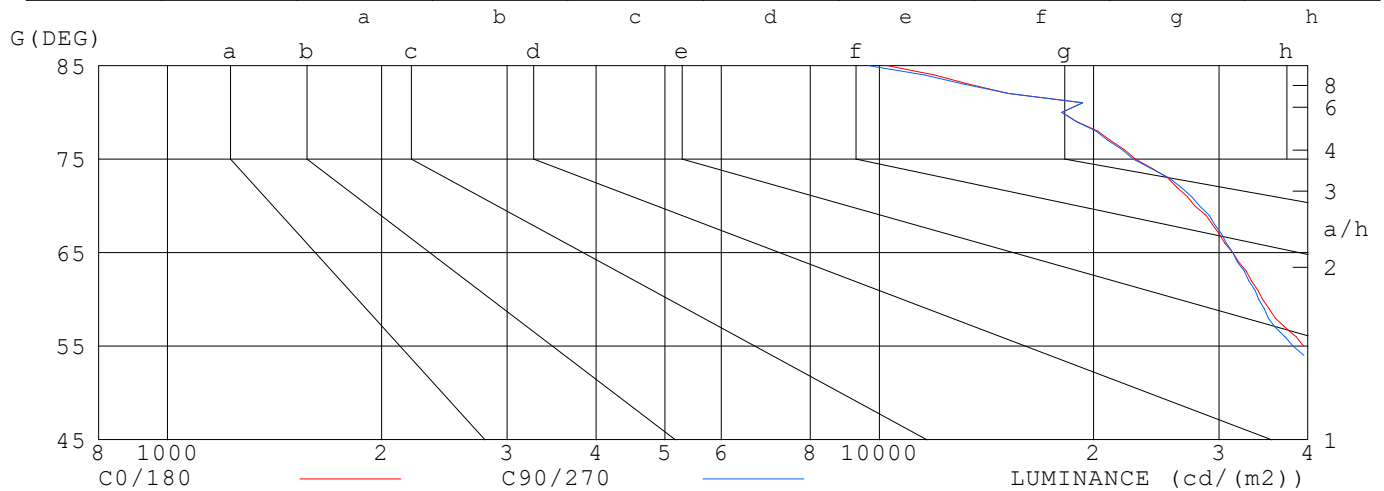
## LUMINANCE LIMITATION CURVES

Report number:

MANUFACTURER: ILUMEN GMBH	Address:	
NAME: Klose	TYPE: IL-FL19-N25040-15	WEIGHT:
SPECIFICATION: 2835LED、4000K、15DEG	DIMENSION:	SERIAL No.:

### LUMINANCE LIMITATION CURVES

GLARE	CLASS	ILLUMINANCE (lx)							
1.15	A	2000	1000	500	<=300				
1.50	B		2000	1000	500	<=300			
1.85	C			2000	1000	500	<=300		
2.20	D				2000	1000	500	<=300	
2.55	E					2000	1000	500	<=300



LUMINANCE cd/(m2)		
G (DEG)	C0/180	C90/270
85	10260	9662
80	18056	18056
75	22892	22747
70	27728	28165
65	31366	31366
60	34532	34120
55	39440	38139
50	46882	47161
45	62953	65785

Test System:  
 Temperature: 25.3DEG  
 Operators:  
 Test Date: 2024.11.19

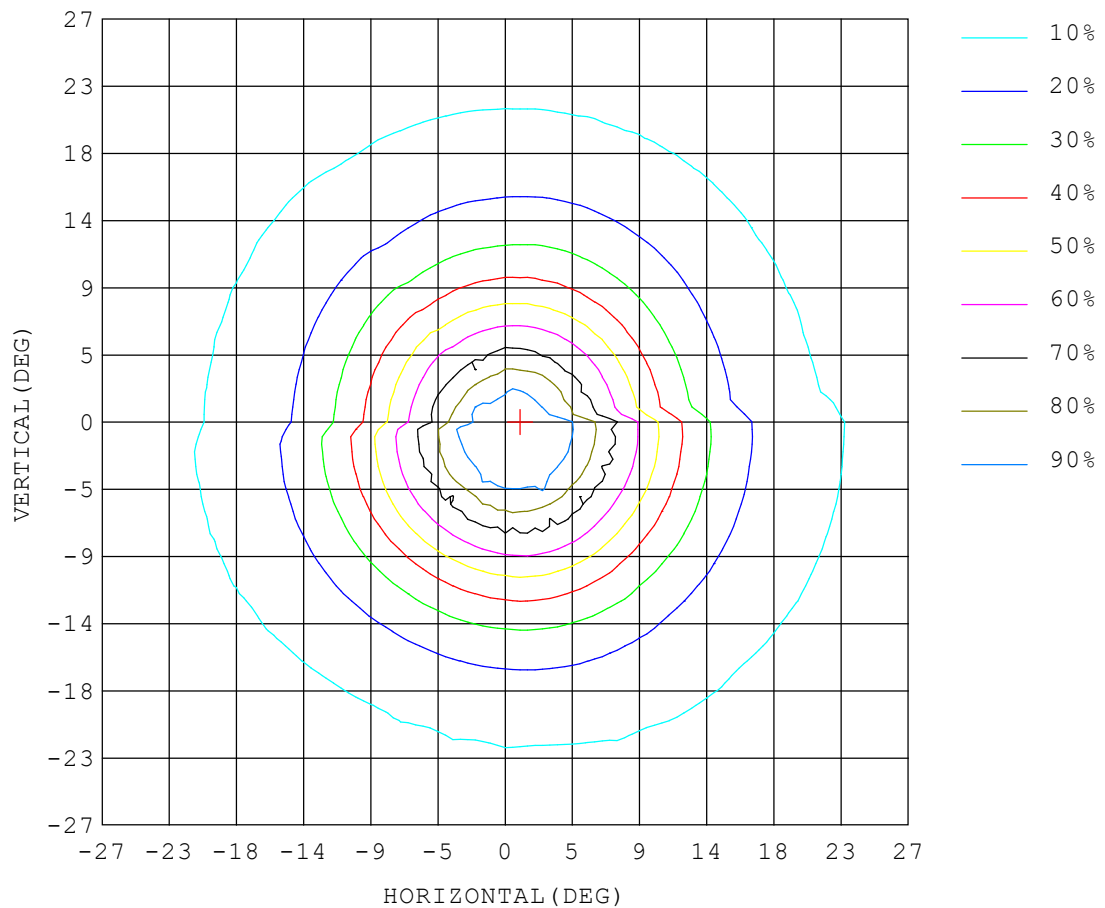
Test Set: 5.0deg/s C-Gamma (TYPE C)  
 Humidity: 65.0%  
 Test Distance: 10.000 m  
 Remarks:

## ISOCANDELA DIAGRAM

Report number:

MANUFACTURER: ILUMEN GMBH	Address:	
NAME: Klose	TYPE: IL-FL19-N25040-15	WEIGHT:
SPECIFICATION: 2835LED、4000K、15DEG	DIMENSION:	SERIAL No.:

UNIT: cd



Test System:  
Temperature: 25.3DEG  
Operators:  
Test Date: 2024.11.19

Test Set: 5.0deg/s C-Gamma (TYPE C)  
Humidity: 65.0%  
Test Distance: 10.000 m  
Remarks: